

P O R T L A N D  
F A S H I O N  
I N S T I T U T E

Register:  
[www.pfi.edu](http://www.pfi.edu)  
[info@pfi.edu](mailto:info@pfi.edu)  
(503) 927-5457  
4301 NE Tillamook, Portland OR

CLASS SCHEDULE

SPRING 2025



Classes for fun. Classes for careers.  
We are all things fashion.

**SEWING, PATTERNMAKING, DESIGN, BUSINESS**

With so many in-person and online classes, we have something for everyone.

**HIGHLIGHTS**

**SEWING CLASSES, p 2-3**

Beginning Sewing • Apparel Construction • Activewear • Couture Techniques • Couture Dress • Industrial Machine Sewing • Jackets • Knits • Leatherworking • Lingerie • Pants & Jeans • Sergery • Swimwear • Zippers

**PATTERNMAKING CLASSES, p 4-5**

Advanced Pattern • Draping • Fit & Pattern Alteration • Pattern Intro • Pattern Manipulation • Pattern Design • Pattern for Knits • Optitex 2D Patternmaking • Browzwear 3D Patternmaking

**DESIGN CLASSES, p 5-7**

Adobe Prep + Adobe for Fashion • Color Theory • Computer Print Design • Costume Design & Construction • Innovative Design • Machine Knitting • Fashion Illustration • Graphic Design • Textiles • Portfolio

**BUSINESS CLASSES, p 8**

Apparel Business Plan • History of Fashion • Inside Fashion Industry • Materials Development • Product Development

**The SEW-OFF: A FABRIC  
UPCYCLING EVENT**

REGISTER AT: [www.pfi.edu](http://www.pfi.edu)

(503) 927-5457

1

No classes Memorial Day or Independence Day weekends

# SEWING CLASSES

Skills to last you a lifetime



## **BEGINNING SEWING** \$377 FOR SERIES; \$140 each level (includes patterns & handouts)

Series dates. Check the website for dates for individual levels. Nine sessions from which to choose: Mondays, April 7-June 23, 6-9 pm OR Tuesdays, April 8-June 24, 2-5 OR 6-9 pm OR Wednesdays, April 9-June 25, 2-5 OR 6-9 pm Fridays, April 11-June 27, 10 am-1 pm OR Saturdays, April 12-July 12, 10 am-1 pm

Learn basic stitches, techniques and how to use your machine while making an apron (Level 1), robe (Level 2) and pjs (Level 3). Step up your skills with each level. Learn to use commercial patterns, layout and cut fabric.

## **APPAREL CONSTRUCTION** \$515 FOR SERIES; \$182 each level (includes patterns & handouts)

Series dates Check the website for dates for individual levels. Two sessions from which to choose: Wednesdays, April 9-June 25, 10 am-1 pm OR 6-9 pm OR Thursdays, April 10-June 26, 6-9 pm

Upgrade your skills. Start making clothes. Make an A-line skirt or man's Henley shirt with a zipper (Level 1), beach pants (Level 2) and day dress or camp shirt (Level 3). Make garments fit. Unlock the secrets of interfacing. Sew buttons, buttonholes.

## **INDUSTRIAL MACHINE SEWING** \$298 (includes kit)

Wednesdays, April 9-May 14, 10 am-1 pm

Learn how to control these fast machines then come back and use them for your projects.

## **SEWING KNITS** \$277 or \$528 with Activewear (includes patterns)

Fridays, April 11-May 16, 2-5pm OR Saturdays, April 12-May 17, 2-5 pm

Make a whole wardrobe as you learn to sew with confidence any knit from tops to dresses to cardigans and sweaters.

## **SEWING ACTIVEWEAR** \$277 or \$528 with Knits (includes patterns)

Fridays, May 23-June 27, 2-5 pm OR Saturdays, May 31-July 12, 2-5 pm

Sew and fit high-tech stretchy fabric to make a complete ensemble, ready for action. Start with hoodies. Move on to yoga pants or leggings. Finish with a sports bra or top.

## **LINGERIE** \$277 each level; \$528 for series

Fridays, April 11-June 27, 2-5 pm

Level 1 (Silkies): Take control of difficult fabrics as you make a camisole, tap pants and slip.. Apply elastic and lace. Cut and sew on bias. Level2(Intimates). Work with knits and stretch fabrics while you make panties, a bra, bralette or a bodysuit. Attach stretch lace, plush elastic. Create garments that fit you.

---

## SEWING CLASSES, continued

---




Sergery



Lingerie



Pants & Jeans



Leatherworking



Swimwear

---

### **COUTURE TECHNIQUES** \$304 OR \$581 WITH COUTURE DRESS (includes handouts, patterns, kit)

Fridays, April 11-May 16, 10 am-1 pm

Discover the basics of a 200-year old tradition. You will study cutting, marking, hand sewing, construction, and finishing techniques. As well as ways to handle more challenging fabric then complete a small project.

---

### **COUTURE DRESS** \$298 (Includes pattern & handouts)

Fridays, May 23-June 27, 10 am-1 pm

Make the perfect party or little black dress. Take the techniques from Couture Techniques and build a dress using fine fabrics and couture methods to create a garment that fits beautifully, is made impeccably and is fun to wear.

---

### **CASUAL JACKETS** \$277 OR \$528 with PANTS & JEANS (includes handouts, samples)

Thursdays, April 10-May 15, 10 am-1 pm OR 6-9 pm

Choose from three styles to make a cool classic that's suitable for any season of Oregon weather. You'll learn how to work with denim, brocade and other thick fabrics, make bachelor buttons and buttonholes, add sport zippers.

---

### **PANTS & JEANS** \$277 or \$528 with Casual Jackets (includes patterns)

Thursdays, May 22-June 26, 10 am-1 pm OR 6-9 pm

Make a pair of pants that will flatter your figure! Choose from one of five styles. Learn all about fitting pants to you. Stitch four different kinds of seams, two kinds of zippers and four kinds of pockets.

---

### **SWIMWEAR** \$528 (includes handouts, patterns, kit)

Saturdays, April 12-July 12, 10 am-1 pm

Make a bikini, one-piece and two-piece swimsuit. Learn all the techniques plus how to work with 4-way stretch.

---

### **LEATHERWORKING** \$298 (Includes pattern & handouts)

Wednesdays, May 21-June 25, 10 am-1 pm

Get the fundamentals of leatherworking while you make a belt and tote bag. Learn how to cut, bevel, groove and burnish edges. Wet form leather around a buckle. Learn about skiving and channeling, plus techniques for applying dyes and finishes.

---

**SERGERY** \$205 (includes patterns, handouts, sample fabrics)

Saturdays, May 31-June 21, 2-5 pm

Find out all your serger can do. Learn parts of a serger, how to thread and manage tensions and fix problems. Make a stitch notebook, tote bag, flatlock table runner and knit top. Prereq: Sewing Experience

**CONQUER ZIPPERS** \$88 (includes handouts and kit of zippers and fabrics)

Saturday, April 19, 2-5 pm


For anyone wanting to make or fix zippers. You'll sew samples of five kinds - centered, lapped, invisible, mock fly and faced fly - and learn which to use where.

## **PATTERNMAKING CLASSES**

*Hands on, taught by experts*



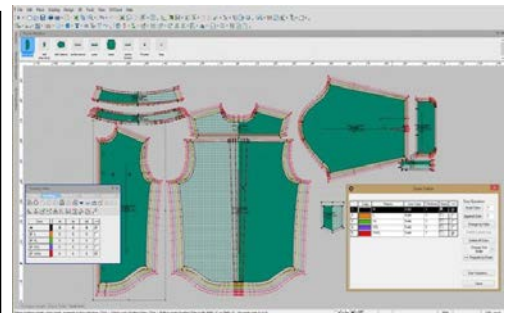
Draping



Patternmaking 1,2,3



Pattern Knits



Optitex Patternmaking

**DRAPING** \$648 (includes pattern paper)

Fridays, April 11-June 27, 10 am-1 pm

Shape fabric 3D on a professional dress form to turn your ideas into garments as done by major designers.

**PATTERN INTRO** (Pattern 1) \$370 each 6-session level OR \$707 for series (includes pattern paper)

Thursdays, April 10-June 26, 10 am-1 pm OR 6-9 pm

Here's the professional way to make patterns for personal use or to start life as a fashion designer.

Pattern Basics: Take measurements and use pattern rules to make tops for dresses, shirts, blouses.

Pattern Fit: Draft skirts, pants, sleeves. Unlock the mysteries of fit. Make your patterns work for you!

**PATTERN MANIPULATION** (Pattern 2) \$370 or \$707 with Pattern 3 (includes pattern paper)

Tuesdays, April 8-May 13, 10 am-1 pm OR 6-9 pm

Want to be a fashion designer? Here's where it happens. See how to manipulate your woven fabric slopers into various styles for bodices, sleeves, skirts and pants.

**PATTERN DESIGN** (Pattern 3) \$370 (includes pattern paper)

Tuesdays, May 20-June 24, 10 am-1 pm OR 6-9 pm

Bring in a picture or a sketch and make a pattern for that garment – just like the pros do.

---

---

## PATTERNMAKING CLASSES, continued

---

---

**PATTERN KNITS** (Pattern 4) \$370 each 6-week class OR \$707 for series (includes pattern paper)  
Wednesdays, April 9-June 25, 10 am-1 pm  
Make patterns for tops, dresses, sweaters, activewear, bras, swimsuits, yoga pants & underwear.  
For men too!

**OPTITEX 2D COMPUTER PATTERNMAKING** \$699 (includes license use during class + weekly extra tutoring session)  
Saturday, April 12-May 17, 10 am-1 pm  
Go from flat pattern to CAD (computer-aided design) – the industry way. Learn the most popular, easy-to-use computer pattern program. Then come back to use our equipment to plot your patterns.

**BROWZWEAR 3-D PATTERNMAKING** \$699 (includes license use during class + weekly extra tutoring session)  
Saturdays, April 12-May 17, 10 am-1 pm  
Learn VStitcher. Design garments from drawing through size ranges, graphics, fabrics, trims, colorways, styling and photorealistic 3D rendering without cutting & sewing. Create patterns digitally from first draft to tech pack.  
*Live your best creative life*

---

---

## ADVANCED PATTERN & CONSTRUCTION \$707

Saturday, April 12-June 28, 2-5 pm  
Create your clothing line from start to finish. Prerequisites: Pattern 3 & 4; Draping

---

---

## FIT & PATTERN ALTERATION \$370 (includes pattern paper)

Wednesdays, April 9-May 14, 2-5 pm  
Learn your common fit issues and the tricks for adjusting your commercial patterns from here into eternity from a pro who shares your pain on making patterns work for you.



Draping



Fit & Alteration




Patternmaking



Browzwear Patternmaking

# DESIGN CLASSES

Live your best creative life



Graphic Design



Machine Knitting



Fashion Illustration



Computer Print Design

## ADOBE PREP [ONLINE] \$172

Wednesday & Thursday, April 2&3, 6-9 pm

A pre-requisite for Adobe Illustrator for Fashion Design. This course introduces you to the program, the tools and the workspace. Receive practice files and templates.

## ADOBE ILLUSTRATOR [ONLINE] \$591

Wednesdays, April 9-June 25, 6-9 pm

It's the standard for any apparel business. See and draw garments using a computer and your Adobe program. Know Adobe like a boss.

## FASHION ILLUSTRATION [ONLINE] \$591

Mondays, April 7-June 30, 10 am-1 pm

Become a fashion artist & start thinking like one from day one. Start with a pencil and sketchbook and learn to draw the fashion figure. Add color, texture for hair, clothing and create portfolio-worthy illustrations.

## COMPUTER PRINT DESIGN [ONLINE] \$314 or \$591 if combined with GRAPHIC DESIGN

Tuesdays, May 20-June 24, 6-9 pm

Use analog and digital tools to design patterns, logos ready to print on fabric. Judge the scale of images suitable for each garment. Choose color suitable for your brand. Understand repeats and registration. Last class takes you to a production house where you can print your design. End class with yardage ready to cut and sew.

## COLOR THEORY \$314 or \$591 if combined with TEXTILES

Mondays, May 19-June 30, 6-9 pm

Discover color and its implications for fashion designers, interior designers and artists.

## COSTUME DESIGN & CONSTRUCTION \$556

Fridays, April 11-June 27, 10 am-1 pm

Create costumes for fun, film, theater and cosplay – the way it's done by professionals. Design your costume. Transition your designs into functional attire. Adapt your sewing skills to the details of the theatrical and cosplay world. Learn the basic rules, where to find materials, basic skills in alteration, wigs and makeup, going digital and how to make money.

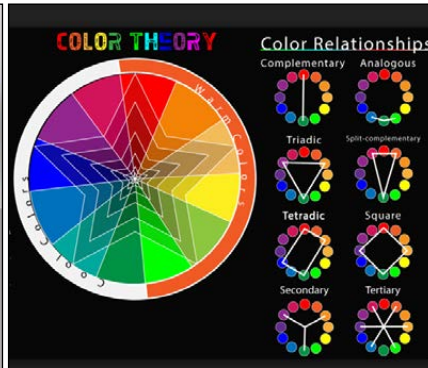
---

## DESIGN CLASSES, continued

---



Portfolio



Color Theory



Textiles

---

### GRAPHIC DESIGN [ONLINE] \$314 or \$591 if combined with COMPUTER PRINT DESIGN

Tuesdays, April 8-May 13, 6-9 pm

Explore typography, artwork creation, image editing, and layout. Learn how to use digital design tools to incorporate these elements into fabric, apparel and brand collateral that stands out.

---

### INNOVATIVE DESIGN \$556

Wednesdays, April 9-June 25, 6-9 pm

Work with famed local designer Liza Reitz to reimagine how to design garments by exploring inspirational patterning and draping techniques. In this creative and fun fashion design lab, students stretch the possibilities of shaping, seaming, handling and manipulating select fabrics to create innovative, wearable silhouettes and details.

---

### MACHINE KNITTING \$578

Thursdays, April 10-June 26, 6-9 pm

Use our single bed machines to make garments in a few hours instead of months. Learn to cast-on, bind-off, do simple shaping, cables, ribbing, lace and 2 color patterns. Then go on to complicated shaping and contouring, linking, and make a sweater.

---

### PORTFOLIO [ONLINE] \$591

Thursdays, April 10-June 26, 6-9 pm

Create a hard copy and digital portfolio suitable for applying for an apparel industry job or a major fashion design school. Use it to enter competitions.

---

### TEXTILES: THE SECRET LIFE OF FABRIC \$314 or \$591 if combined with COLOR THEORY

Mondays, April 7-May 12, 6-9 pm

Learn to recognize fabric types as you are given swatches of fabrics to examine and test. Learn which fabrics to use, when, where and how. Make a notebook that will be your guide to better results.

---

# BUSINESS CLASSES

Launch your fashion dreams



History of Fashion



Materials Development



Product Development

## BUILDING A GOOD BUSINESS ON A SHOESTRING BUDGET [ONLINE] \$591

Wednesdays, April 9-June 25, 6-9 pm

This hands on class will walk you through writing your own apparel business plan and help you win business grants and funding. Each week, you will complete a section of your plan. Leave class with a viable document that could get you success and on the path to your dreams.

## HISTORY OF FASHION [ONLINE] \$314 or \$591 if combined with Inside Fashion

Tuesdays, April 8-May 13, 6-9 pm

Where do designers get their ideas? How do they make these ideas a reality? History of Fashion gives you the answers. Meet who-is-who in the fashion world and do a little name-dropping.

## INSIDE THE FASHION INDUSTRY [ONLINE] \$314 or \$591 if combined with History

Tuesdays, May 20-June 24, 6-9 pm

Get an overview of all the kinds of jobs available in the industry. Discover career opportunities both locally and farther afield. Speak the jargon of fashion.

## MATERIALS DEVELOPMENT \$314 or \$591 if combined with PRODUCT DEVELOPMENT

Mondays, April 7-May 12, 6-9 pm

You can't patent a design but you can patent a textile or a component. Learn how to create your own and how to use them. These are the hot new jobs in the apparel industry! Understand how fiber-based products are manufactured, with a practical view of how to combine new elements such as polymers, dyes, ceramics and nanotechnology with fibers for unique new products.

## PRODUCT DEVELOPMENT \$314

Mondays, May 19-June 30, 6-9 pm

Take your idea from start to finish and improve your odds for creating a successful product. Use the same path in the hands of a seasoned product developer.

Get your tickets now!

### The SEW-OFF: A FABRIC UPCYCLING EVENT

SUNDAY, MARCH 2, 2-5 PM • PFI EVENT CENTER • 4301 NE TILLAMOOK

37 DESIGNERS • 3 DISPLAYS • DEMOS

• VOTE FOR WINNERS • SILENT AUCTION

FOOD • DRINK • LIVE DJ

