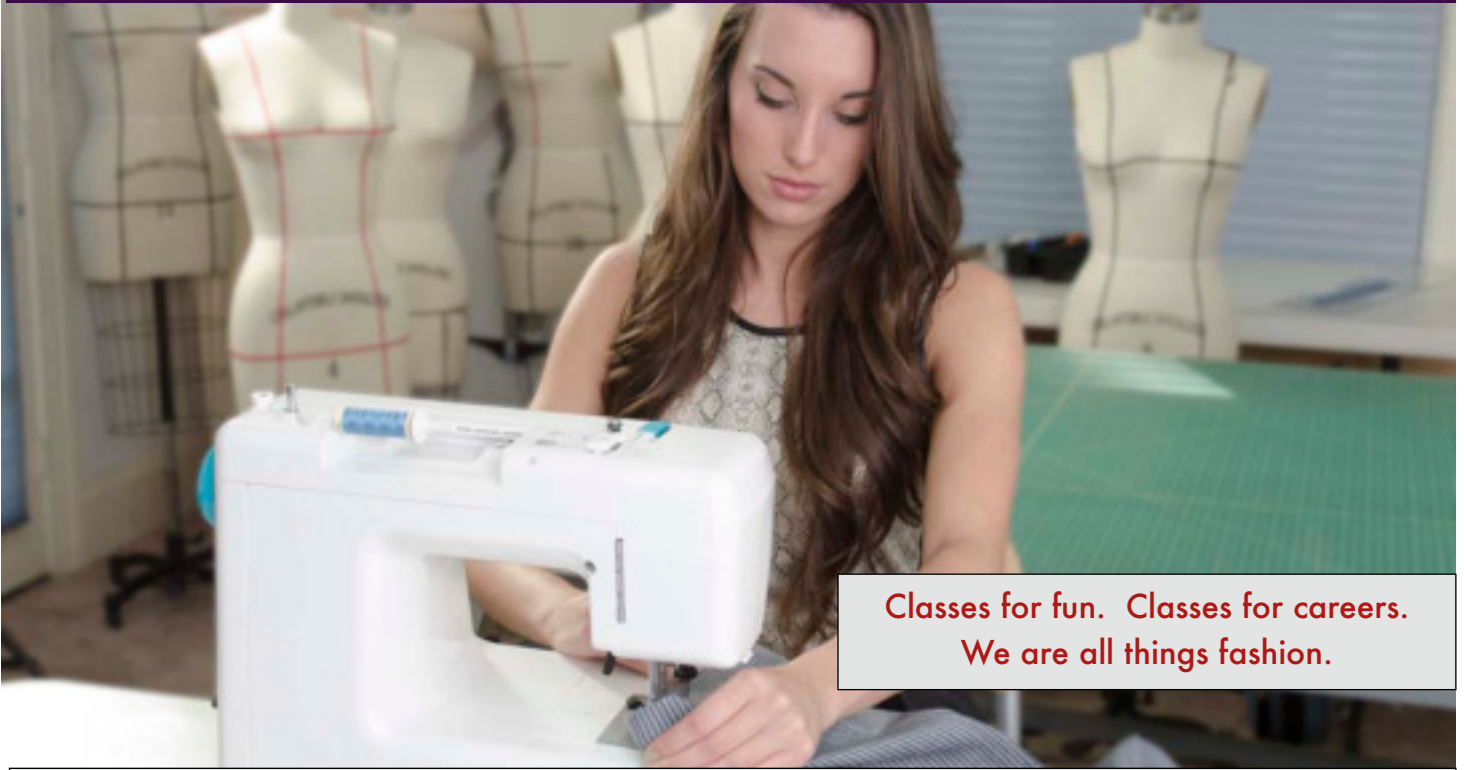


ONLINE & IN PERSON CLASSES – OCT & NOV 2020



Classes for fun. Classes for careers.
We are all things fashion.

SEWING, PATTERNMAKING, APPAREL & DESIGN CLASSES

With so many classes, we have something for everyone.

HIGHLIGHTS

IN-PERSON

SEWING CLASSES, p 2-3

Activewear • Corsets & Bustiers • Jackets •
Pants, Jeans & Overalls • Sergery • Zippers

PATTERNMAKING CLASSES, p 3

Draping • Pattern 3 (Design) • Fit & Pattern
Alteration • Pattern Grading & Marking

ONLINE

PATTERNMAKING CLASSES, p 3

BrowZwear

DESIGN CLASSES, p 5

Fashion Illustration • Product Development

BUSINESS CLASSES, p 6

Inside the Fashion Industry • Color Theory

Read our COVID-19 rules on p 5

IN-PERSON CLASSES


SEWING CLASSES



Overalls



Pants & Jeans



Sergery



Zippers



Activewear

ACTIVEWEAR \$249 (includes patterns)

Fridays, Oct 23-Dec 4, 10 am-1 pm & 6-9 pm

Sew and fit high-tech stretchy fabric to make a complete ensemble, ready for action. Start with hoodies. Move on to yoga pants or leggings. Finish with a sports bra or top. Mens' projects too.

CASUAL JACKETS \$249 each or \$473 with PANTS, JEANS & OVERALLS. Includes pattern & handouts

Tuesdays, Sept 22-Oct 27, 10 am-1 pm & 6-9 pm

Make a cool classic that's suitable for any season of Oregon weather. You'll learn how to work with denim, brocade and other thick fabrics, make bachelor buttons and buttonholes, add sport zippers and sew five different kinds of professional-looking flat fell seams so the inside of your jacket is as beautiful as the outside..

PANTS, JEANS & OVERALLS \$249 each or \$473 with JACKETS. Includes pattern & handouts.

Tuesday, Nov 3-Dec 8, 10 am-1 pm & 6-9 pm

Make a pair of pants or jeans that will flatter your figure! Choose from one of five styles including overalls and jumpsuits. Learn all about fitting pants to you. Stitch four different kinds of seams, two kinds of zippers and four kinds of pockets. Mens' pants too!

SERGERY \$189 (includes patterns, handouts, sample fabrics)

Saturdays, Sept 19-Oct 10, 2-5 pm

Find out all your serger can do. Learn parts of a serger, how to thread and manage tensions and fix problems. Make a stitch notebook, tote, knit top and rolled hem, flatlock table runner.

CONQUER ZIPPERS \$75 (includes handouts and kit of zippers and fabrics)

Saturday, Oct 10, 2-5 pm

For anyone wanting to make or fix zippers. You'll sew samples of five kinds - centered, lapped, invisible, mock fly and faced fly - and learn which to use where.

CORSETS & BUSTIERS \$249 (includes use of special tools)

Saturdays, Oct 17-Nov 21, 2-5 pm

Create a beautiful multi-layered coutil and fashion fabric corset from École des Beaux Arts in Paris. Choose from an over bust or under bust corset. Either has multiple panels, spiral steel boning, front busk closure, waist stay, back lacing closure and bias bound edges.

PATTERNMAKING CLASSES



Draping



Patternmaking



Fitting & Alteration



Pattern Grading

DRAPING \$519 for series, \$289 for each 6-week class (kits with mannequins for lease available)

Mondays, Sept 21-Dec 7, 10 am-1 pm & 6-9 pm

Shape fabric 3D on a professional dress form to turn your ideas into garments.

PATTERN 3 (Design) \$349 or \$628 if combined with Pattern 2

Tuesdays, Oct 27-Dec 1, 10 am-1 pm & 6-9 pm

Bring your ideas and your patternmaking skills and take advantage of our guided lab. Design, develop and produce the garments of your choice.

FIT & PATTERN ALTERATION \$349 (includes pattern paper)

Saturdays, Sept 19-Oct 24, 2-5 pm

Learn your common fit issues and the tricks for adjusting your commercial patterns from here into eternity from a pro who does this for a living.

PATTERN GRADING & MARKING \$349 (includes pattern paper)


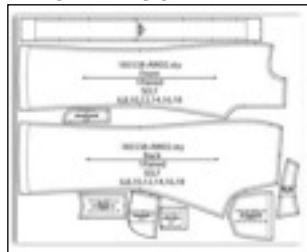
Saturdays, Oct 31-Dec 5, 2-5 pm

Use slopers to learn the basic principles of changing pattern sizes. Learn the inside secrets of increasing and decreasing sizes and government standards for grade rules.

BROWZWEAR 3-D PATTERNMAKING [ONLINE] \$649

Thursdays, Oct 15-Nov 19, 2-5 pm

Go 3-D. Learn VStitcher. Design garments from drawing through size ranges, graphics, fabrics, trims, colorways, styling and photorealistic 3D rendering without cutting & sewing. Use your digital patterns to create and fit a virtual prototype.



Browzwear

ONLINE CLASSES



Fashion Illustration



Product Development

DESIGN CLASSES

FASHION ILLUSTRATION \$229 each Mondays, 10 am-3 pm

Fashion Illustration 2: Oct 12-26 (*Pre-req: FI 1*); FI 3: Nov 9-23 (*Pre-req: FI 2*)

Become a fashion artist & start thinking like one from day one. Start with a pencil and sketch book and learn to draw the fashion figure. Add color, texture for hair, clothing and create a portfolio-worthy illustration.

PRODUCT DEVELOPMENT \$249 or \$473 if combined with Materials Development

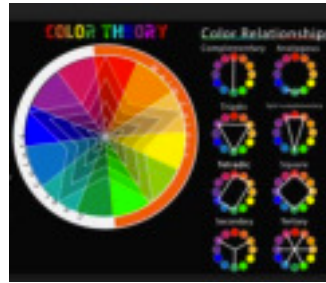
Wednesdays, Oct 14-Nov 18, 6-9 pm

Take your idea from start to finish and improve your odds for creating a successful product. Use the same path in the hands of a seasoned product developer.

BUSINESS CLASSES



Inside the Fashion Industry



Color Theory

INSIDE THE FASHION INDUSTRY \$249 or \$448 if combined with History of Fashion

Mondays, Oct 26-Nov 30, 6-9 pm

Get an overview of all the kinds of jobs available in the industry. Discover career opportunities both locally and farther afield. Speak the jargon of fashion.

COLOR THEORY \$249 or \$448 if combined with History of Fashion

Tuesdays, Oct 27-Dec 1, 6-9 pm

Study ideas of space and the use of color to solve spatial problems. Look at color harmony and the way colors interact, as well as color qualities and combinations. At the end of class, you will know the essential traits of color, how to choose colors for the highest impact, color systems such as Pantone (PMS), RGB, CMYK, CIE, how to use color in apparel design, social media and your website.

PORTLAND FASHION INSTITUTE
COVID-19 HEALTH AND SAFETY OPERATIONAL PLAN

- Limited to 6 registrants/patterning; 8 registrants/sewing per session.
- No one but teachers, staff and registrants are allowed to enter the building. Anyone else schedules a virtual tour or visit with the registrar.
- Everyone gets a temperature check at the door.
 - Anyone with a temperature of 100°F (38°C) is sent home.
 - Any person with high-risk health issues should take the class post-COVID19.
 - If you feel sick, stay home.
 - If you have a chronic cough or shortness of breath, stay home.
 - Self-check for COVID-19 symptoms before coming to class.
- Everyone enters through the front door. Patternmaking students exit through the south side French doors.
- Participants will set up in areas marked 6' apart. That is your station for the duration of the class.
- Everyone wear no-valve masks before entering until after leaving the building. Hand sanitizer and nitrile gloves available. Wash hands frequently.
- Students should disinfect their machines and tools before bringing them to class. No one else will touch them. Each sewing student is assigned an iron. Each draping student is assigned a dress form.
- No sharing or borrowing of tools. This includes pencils, scissors and tape dispensers; bring your own.
- Teachers will use their own tools (machine, dress form, pattern tools) for demos.
 - Rosters are online and no-touch.
 - Teachers will tear pattern paper and cut tag for students.
- Students and teachers maintain a 6' distance at all times, even for demonstrations. Teachers use projectors to show demonstrations.
- No help with fittings; students must do any pinning or marking on their own with observations and demonstrations from instructor. If you need help with fittings, both the student and teacher wear face shields and nitrile gloves.
- Buy supplies before class through pfisewing.com. Pick up purchases on the secure screened porch of PFI Supply.
- Make in-class purchases by credit card using no-touch Square docks. No touching the merchandise. Using nitrile gloves, teachers will pick and bag purchases.
- No lines at the bathroom.
- Kitchen and upstairs classrooms/offices are closed.
- No food in class. Beverages only in closed containers. No shared coffee or snacks. No water cooler.
- High-touch surfaces are disinfected between sessions. Facilities are cleaned and disinfected daily following CDC guidelines.
- Windows are open during class time where possible to encourage airflow. Ventilation follows CDC guidelines.

Register on line at www.pfi.edu or use the form below.

Make checks payable to **Portland Fashion Institute**. Send to **P.O. Box 18147, Portland OR 97218**

Minimum # students per class:6; maximum: 15. Payment due with registration.

--- Register by 24 hours before class. Supply list sent upon registration. No refunds 48 hrs before class.--

Class title:	Class title:	Class title:
Start date/time:	Start date/time:	Start date/time:
Fee \$	Fee \$	Fee \$

TOTAL _____ (check enclosed)

Your Name _____

Street Address _____

City _____ State _____ Zip _____

Phone # _____ e-mail _____

DON'T HAVE A SEWING MACHINE OR SERGER? RENT OR RENT-TO-OWN ONE FROM US!

GET YOUR SUPPLIES ONLINE OR BY PICKUP FROM WWW.PFISEWING.COM

Register on line at www.pfi.edu or use the form below.

Make checks payable to **Portland Fashion Institute**. Send to **P.O. Box 18147, Portland OR 97218**

Minimum # students per class:6; maximum: 15. Payment due with registration.

--- Register by 24 hours before class. Supply list sent upon registration. No refunds 48 hrs before class.--

Class title:	Class title:	Class title:
Start date/time:	Start date/time:	Start date/time:
Fee \$	Fee \$	Fee \$

TOTAL _____ (check enclosed)

Your Name _____

Street Address _____

City _____ State _____ Zip _____

Phone # _____ e-mail _____

DON'T HAVE A SEWING MACHINE OR SERGER? RENT OR RENT-TO-OWN ONE FROM US!

GET YOUR SUPPLIES ONLINE OR BY PICKUP FROM WWW.PFISEWING.COM