

# Supply List

## INTERMEDIATE SEWING: KNITS

Contact: info@portlandfashioninstitute.com

**You will get the pattern during the first class. Wait until the first class to buy the amount of fabric** suggested by the pattern for your size and the style you choose. We'll have a talk about types of knits and stretch ratios. For the top, you will then choose a knit with the stretch suggested by the pattern; a good quality interlock will do (NO 100% lycra or slinky knits). If you have fabric you'd like to use, bring it to the first class so we can discuss it.

Wash and dry natural fiber fabrics (e.g., cotton or cotton-blends) to pre-shrink it before cutting it.


**BRING: A sewing machine in good working order, machine manual and attachments.**

- 1 yard of 1/4" soft cotton twill tape\*
- Fine pins with glass heads, 1-3/8"\*
- Pin cushion or magnetic tray\*
- Good cloth-cutting shears\*
- Small scissors or nippers\*
- Seam ripper\*
- Seam gauge\*
- Tape measure\*
- 1 pkg. 1/4" Steam-A-Seam 2\*
- 2 spools of thread to match\*
- Size 75/11 **stretch** machine needles\*
- Size 2.5 **stretch** twin needle (look for the blue band at the top of the needles)\*
- Size 4.0 **stretch** twin needle (look for the blue band at the top of the needles)\*
- Optional: Rotary cutter\*
- Optional: Single needle foot or throat plate\*

*\* Available at PFI Supply next door to PFI with a 20% student discount*


***Please label all equipment with your name***

### KNIT TOPS

#5110

www.portlandfashioninstitute.com


VIEW A JEWEL NECK      VIEW B-TURTLENECK      VIEW C-V NECK



SIZES XS-XL

INTERMEDIATE SEWING

YOUR CLASSROOM IN A BOOK



VIEW B-TURTLENECK