

A1

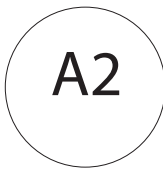


PFI Market Bag  
Pockets /Fabric 2  
Cut: 4

Portland Fashion Institute  
[www.portlandfashioninstitute.com](http://www.portlandfashioninstitute.com)  
(c) 2015

---





---

PFI Market Bag  
Bag Front and Back Piece E/Fabric 3  
Cut: 2



Portland Fashion Institute  
[www.portlandfashioninstitute.com](http://www.portlandfashioninstitute.com)  
(c) 2015

---

PFI Market Bag  
Bag Front and Back Piece D/Fabric 1  
Cut: 2

Portland Fashion Institute  
[www.portlandfashioninstitute.com](http://www.portlandfashioninstitute.com)  
(c) 2015

A3



B1

PFI Market Bag  
Lining/Fabric 3  
Cut: 2

Portland Fashion Institute  
[www.portlandfashioninstitute.com](http://www.portlandfashioninstitute.com)  
(c) 2015

B2



B3

C1

PFI Market Bag  
Bag Front and Back Piece B/Fabric 3  
Cut: 2

Portland Fashion Institute  
[www.portlandfashioninstitute.com](http://www.portlandfashioninstitute.com)  
(c) 2015

C2



C3

D1

PFI Market Bag  
Bag Front and Back Piece C/Fabric 1  
Cut: 2

Portland Fashion Institute  
[www.portlandfashioninstitute.com](http://www.portlandfashioninstitute.com)  
(c) 2015

---

D2

D3

PFI Market Bag  
Bag Front and Back Piece A/Fabric 2

Cut: 2

Portland Fashion Institute

[www.portlandfashioninstitute.com](http://www.portlandfashioninstitute.com)

(c) 2015



---

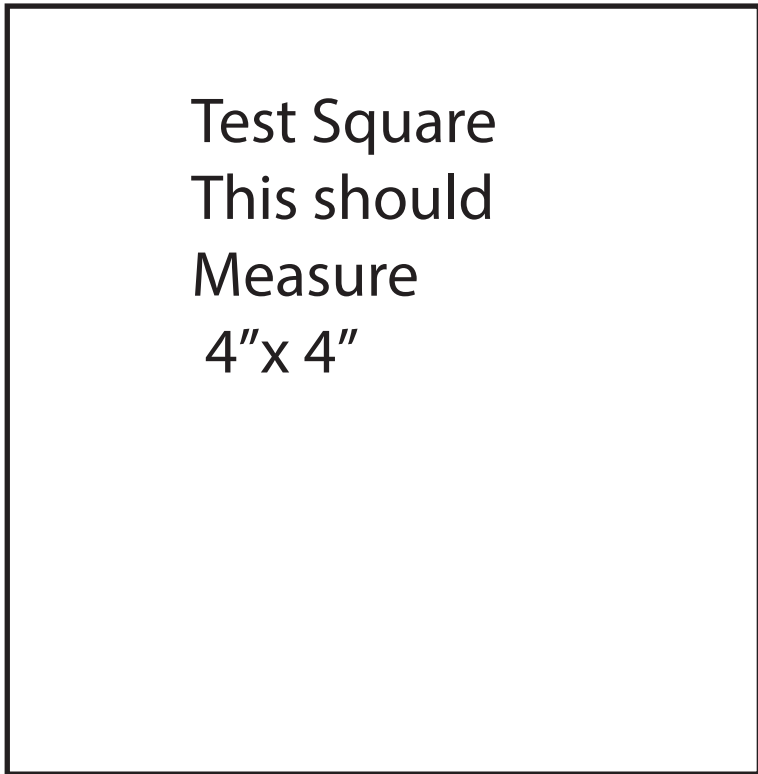
E1



E2



E3



Test Square  
This should  
Measure  
4"x 4"