

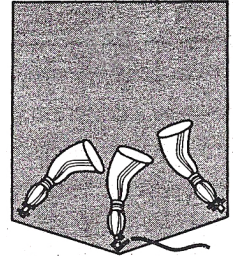
VICTORIAN DRAWSTRING BAG



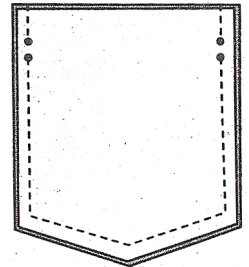
SUPPLIES. $\frac{3}{8}$ yard each of 45"-wide outer fabric and lining fabric, 3 yards of $\frac{1}{4}$ "-wide cord, three 4" tassels, $\frac{3}{4}$ yard of 1"-wide trim, thread to match.

SUGGESTED FABRICS. Outer fabric: Dupioni silk, jacquard, brocade. Lining fabric: Ambiance, Acetate, Habetai.

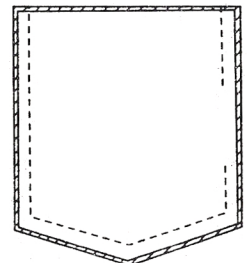
Place loop of tassel over pointed end and corners on outside of bag, having tassel portion just outside seam allowance. Backstitch loops in place.



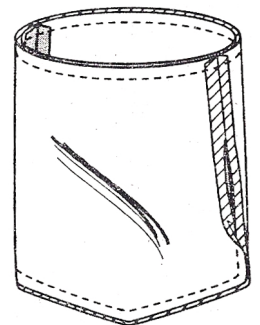
Stitch bag sections **RIGHT SIDES TOGETHER** along sides and lower edges. Leave open between circles. Bust seam on sleeve board.



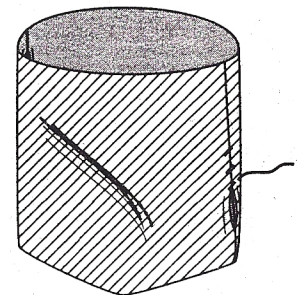
Stitch lining same as bag, disregarding circles. Leave a 2 inch opening on one edge. Bust seam on sleeve board.



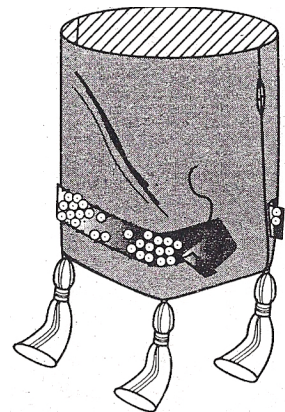
Place lining to bag at upper edge, **RIGHT SIDES TOGETHER**. Match raw edges and seams. Stitch. Bust seam by side pressing.



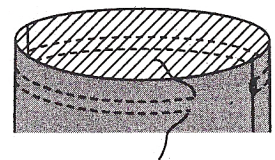
On **INSIDE**, edgestitch opening in lining closed.



With RIGHT SIDES UP, pin trim to bag having lower edge along placement line. Turn under ends at one seam. With running stitch, hand sew long edges of trim in place.

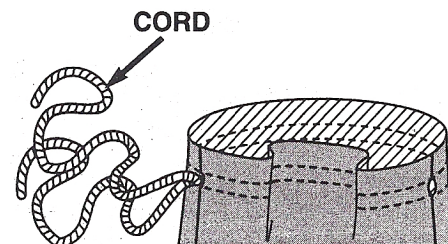


To form casing, stitch along dotted lines as transferred to bag.

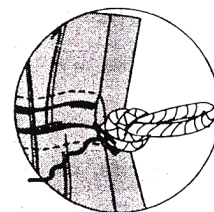
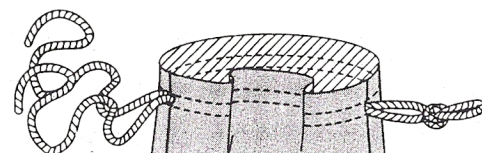


Cut cord in half into two equal lengths.

Insert one cord through entire casing, coming out at same side as inserted.



Pull out a 3" loop of cord from casing on opposite side. Knot loop and stitch knot to bag below casing opening.



Tie ends of cord together 1" from ends. Fray cord from knot to end.

Repeat using remaining cord and opposite opening.

To close bag, pull ends of cord in opposite directions; to open, pull knots.

